



Art & Design aims

The national curriculum for Art & Design aims to ensure that all pupils:

- Produce creative work, exploring their ideas and recording their experiences
- Become proficient in drawing, painting, sculpture and other art, craft and design techniques
- Evaluate and analyse creative works using the language of art, craft and design
- Know about great artists, craft makers and designers, and understand the historical and cultural development of their art forms.

Intent

Art is highly valued at St Peter's as it is a vehicle for individual expression, collaboration, creativity and reflection. Having a broad and balanced curriculum inspires and ignites children's curiosity and contextualises their learning. Our pupils are given the opportunity to be inspired by great artists throughout history, learning about different techniques and skills and gaining an appreciation of cultural heritage and diversity. Pupils at St Peter's are taught to think critically and be resilient and ambitious in their development of Art. At St Peter's, we believe that an active teaching approach, which inspires and motivates all, is the key to success.

Implementation

We use CUSP Art as the vehicle to support our planning. Organised into blocks, each block covers a particular set of artistic disciplines, including: **drawing, painting, printmaking, textiles, 3D** and **collage**. Across Key Stage 2, children will explore all of these disciplines in detail.

In addition to the core knowledge required to be successful within each discipline, the curriculum outlines key aspects of artistic development in the **Working Artistically** section. Each module will focus on developing

Working Artistically						
Shape	Line	Colour	Value	Form	Texture	Space
Shape is a flat (2D) area surrounded by an outline or edge.	Lines are used to show movement and mood.	Colour is used to convey atmosphere and mood.	Value is the intensity of colour and depends on the amount of white added.	Artists use form when they create sculptures. These are 3D shapes.	Texture is the look and feel of a surface.	Space in artwork makes a flat image look like it has form.

different aspects of these competencies. This will support teachers in understanding pupils' development as artists more broadly, as well as how successfully they are acquiring the taught knowledge and skills.

Planning and Continuing Professional Development

The Art Curriculum package includes a sequence of skeleton lesson plans, contextual reference materials, vocabulary modules focusing on language of emotion, explanatory videos and annotated exemplifications. The teacher videos complement the content in each block and provide clear instruction about art techniques and methods. The exemplifications can be used to support assessment of pupil outcomes and to support teachers in developing their own subject knowledge. Teachers are also provided with a list of materials and resources that they will need to teach each block.

Vocabulary













Vocabulary is an essential building block to enable children to access the curriculum; central to the learning modules are activities designed to develop pupils' oracy and vocabulary skills to enable them to use artistic language meaningfully when talking about their work and the work of others. Teachers ensure that all children understand the key vocabulary needed to access the learning, with careful scaffolding for children with SEND.

Impact

Throughout their time at St Peter's, children are provided with the skills to become confident, creative artists, with a secure understanding of skills, vocabulary and knowledge to support them later in life.

Final art pieces show the children's understanding of artistic skills. Learning sequences show that over time, children know more and are able to enjoy a range of individual and collaborative activities as an outlet for creative expression. Children at St Peter's will develop an awareness of artists and craftspeople, and should be able to discuss the artworks they have come across.

Long Term Overview

Year 3	Block A – Drawing and Painting Drawing and Painting  Combine drawing and resist to explore colour, line and shape Create tints and learn painting techniques of tonking and sgraffito	Block C – Textiles and Collage Textiles & Collage  Explore pattern and colour combinations Use collograph and Plasticine™ blocks and tie dye Explore positive and negative space Explore line and shape and create paper collage	Block D – 3D 3D  Create relief sculptures Use wire to make 3D insects
Year 4	Block A - Drawing Drawing  Create contour drawings using still life and natural forms as stimulus	Block B - Painting Painting  Learn about abstract art and develop colour mixing skills to include tertiary colours	Block C – Printmaking and Textiles Printmaking and Textiles  Create monoprint and press prints on fabric and make collages Create repeated patterns by flipping and rotating images Use tie dye, knotting and weaving techniques
Year 5	Block B - Printmaking Printmaking  Create three colour prints and combine printing techniques	Block D – 3D 3D  Create slab and coil pots and learn techniques to join and seal clay sections Create tissue paper bowls	Block E - Painting Painting  Explore a range of effects which can be achieved using watercolour paint
Year 6	Block A - Drawing Drawing  Combine techniques to create abstract images Learn about surrealism and portraiture	Block B – Painting and Collage Painting and Collage  Create still life compositions by combining different media and in response to cubist work Adapt and refine ideas and techniques and respond to different styles of artists and art movements	Block F – Creative Response Creative Response  Drawing and Textiles Combine drawing and batik to add detail

